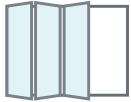
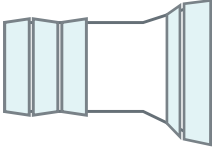






















Screen and shade configurations

| | 205, 255, 405 Folding | | 207 Cornerless | 203, 403 French | 201, 401 Single | 211 Sliding | 250 Fixed-lite | |
|--|---|---|---|---|---|---|---|---|
| |  | |  |  |  |  |  | |
| Visible frame width | 1214mm to 4657mm | 4658mm to 9214mm | 701mm to 4786mm | 1224mm to 2114mm | 810mm to 1226mm | 1525mm to 4657mm | 810mm to 4657mm | 4658 mm to 6060mm |
| Combination Choose any combination of two fabrics, one housed in either doorjamb, each covering the width of the opening. |  | N/A | N/A |  |  |  |  | N/A |
| Single The option of a single fabric, either a screen or shade in one jamb, which stretches the full width of the opening. |  | N/A | N/A |  |  |  |  | N/A |
| Double Choose either a screen or a shade, in one fabric, with the screen or shade meeting along the opening. |  |  |  |  | N/A | N/A |  |  |