


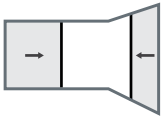


S4 frame specifications

Fabric type	Overall frame width ¹				Overall frame height	Install location		
	Single	Combination	Double ²	Corner		Inside	Outside	
	 <p>A single screen or shade that extends from one side of the frame and covers the full width of the opening.</p>	 <p>A combination of two fabric types, with one housed in each side of the frame, such as a screen from the left and a shade from the right.</p>	 <p>Two screens or shades (in the same fabric option), which meet along the opening.</p>	 <p>Two screens or shades (in the same fabric option) meet at a 90-degree angle opening.</p>				
Standard weave mesh	1015 – 4611mm	–	1015 – 9013mm	1015 – 4593mm	815 – 3200mm	✓	✓	
Tight weave mesh	1015 – 4011mm	–	1015 – 7813mm	1015 – 3993mm	815 – 3200mm	✓	✓	
Air weave mesh ³	1015 – 4697mm	–	1015 – 9185mm	1015 – 4679mm	815 – 3200mm	✓	✓	
Boston, block-out	1015 – 3377mm	1015 – 3442mm	1015 – 6545mm	1015 – 3359mm	815 – 3002mm	✓		
Boston, light-filtering	1015 – 3577mm	1015 – 3642mm	1015 – 6945mm	1015 – 3559mm	815 – 3002mm	✓		
Tuscany, block-out	1015 – 3377mm	1015 – 3442mm	1015 – 6545mm	1015 – 3359mm	815 – 3002mm	✓		
Tuscany, light-filtering	1015 – 4011mm	1015 – 4076mm	1015 – 7813mm	1015 – 3993mm	815 – 3002mm	✓		
Mercury, block-out	1015 – 4011mm	1015 – 4076mm	1015 – 7813mm	1015 – 3993mm	815 – 3002mm			
Mercury, light-filtering	1015 – 4611mm	1015 – 4676mm	1015 – 9013mm	1015 – 4593mm	815 – 3002mm			
Sun-filter	1015 – 3377mm	1015 – 3442mm	1015 – 6545mm	1015 – 3359mm	815 – 3200mm		✓	

¹ Fabric widths are established by fabric thickness. Variations in fabric thickness may mean the maximum width can not be achieved. In these cases we offer an alternative colour or fabric type or an extended lead time to allow fabric to be resupplied from the mill.

² All screens over 5910mm require frame joiners to the head and sill.

³ Air weave mesh is coming soon. Please discuss availability with your Centor Representative.