



E3 folding hardware

For panels up to 115kg

centor®

Centor E3

Responding to the demands of architects and homeowners wishing to push the boundaries of folding innovation, Centor E3 hardware is suitable for a range of residential and commercial applications. Providing complete freedom in door design, E3 accommodates top-hung panels up to 1200mm wide by 3600mm high and 115kg, allowing for the extra weight of double and triple glazing, and laminated glass. E3 hardware has been tested to and passed the PAS24-2016, allowing you to have peace of mind.

Max panel weight	115kg
Max panel width	1200mm
Max panel height	3600mm
Min panel thickness	35mm
Max number of panels	8 left + 8 right



Top-hung hardware



Residential or Commercial



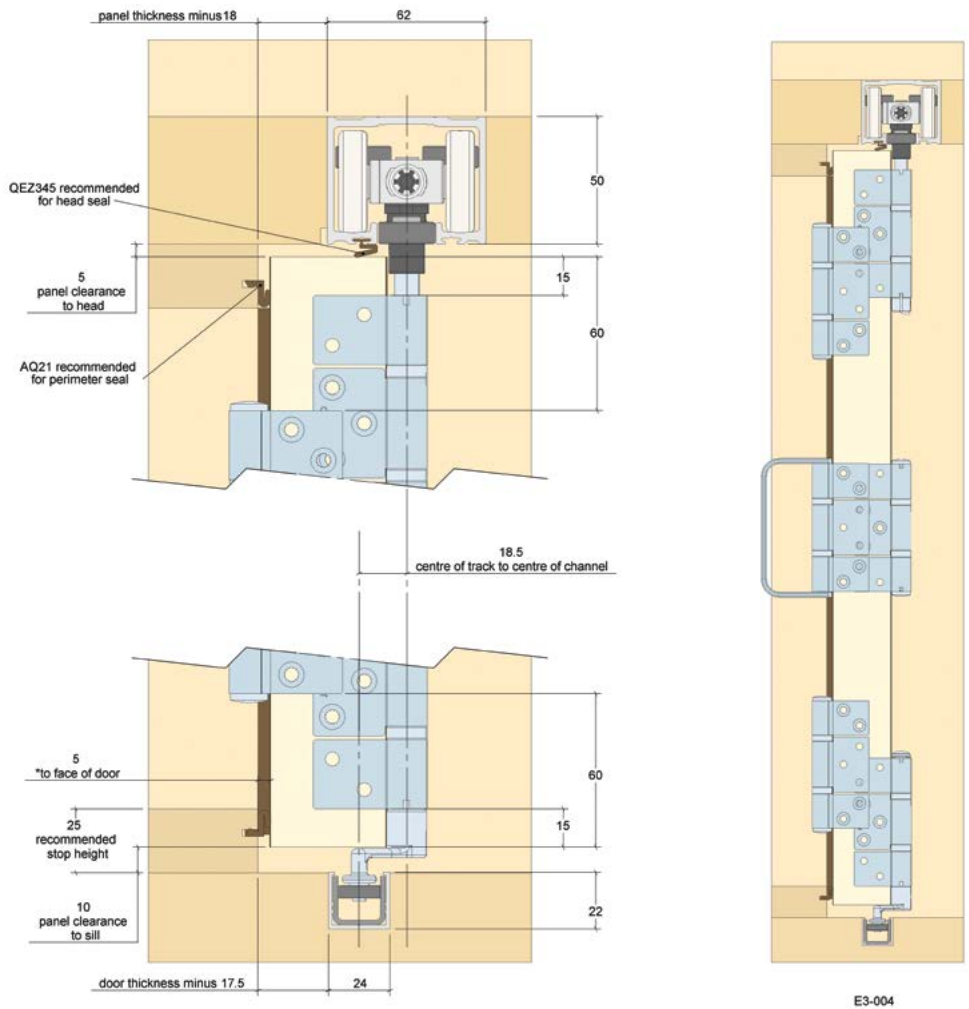
Secure with Centor Locking



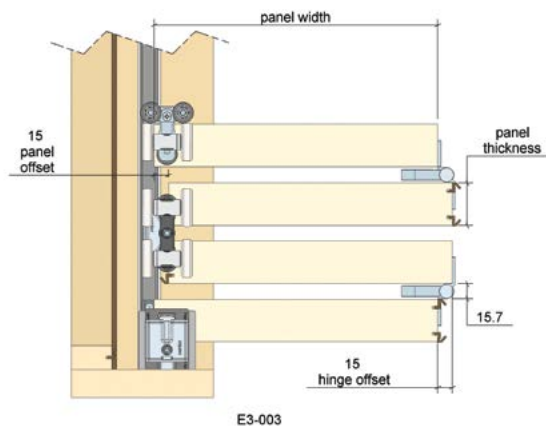
Range of finishes available

Architectural details

Wood sill

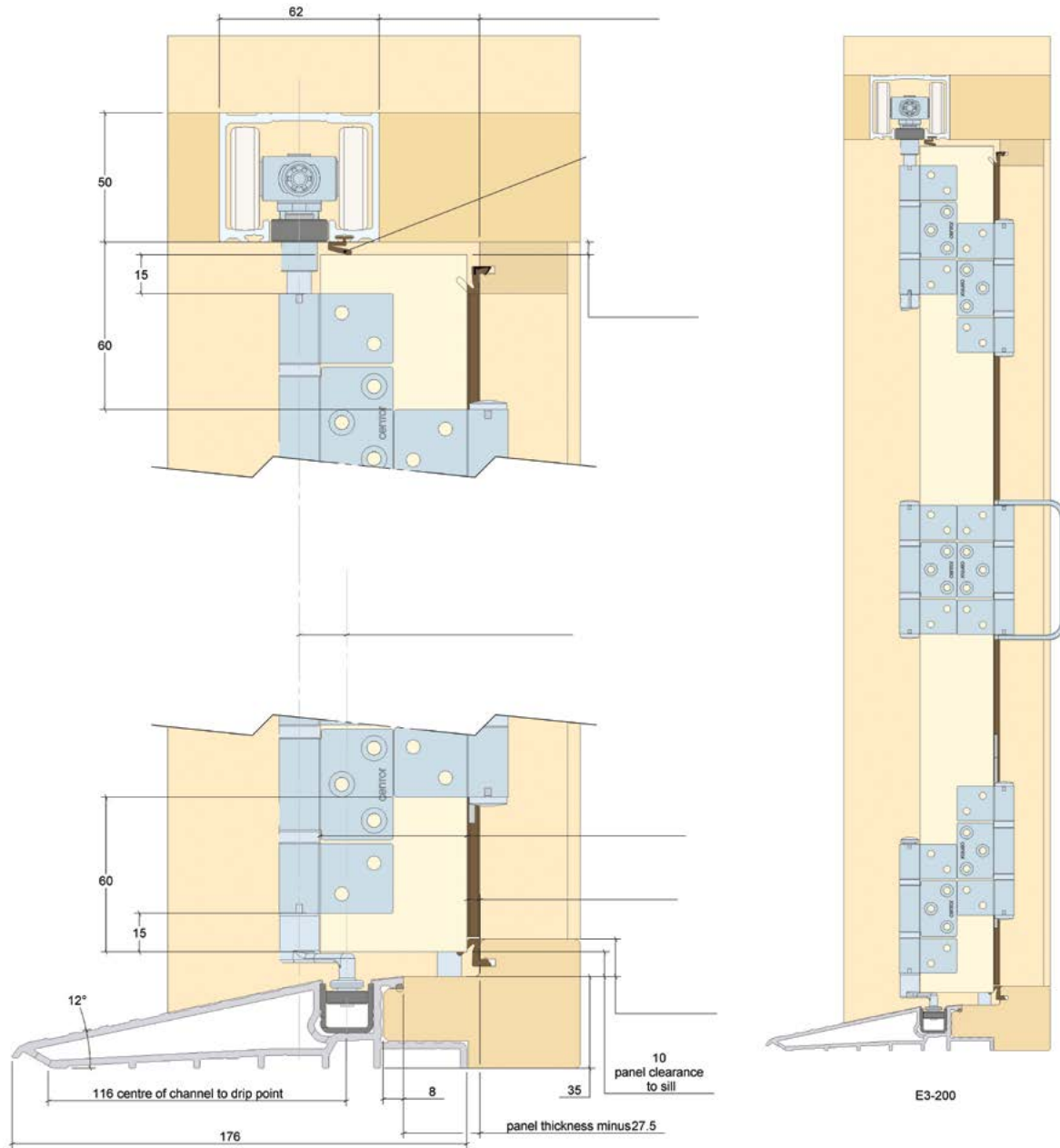


Equal sized panels



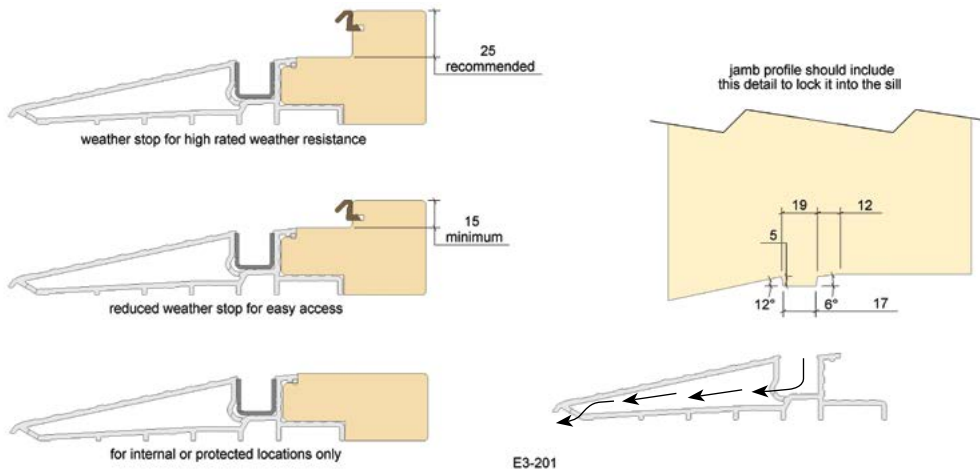
Architectural details

Aluminium outer sill



Architectural details

Concealed self draining sill for outward opening doors



End cap



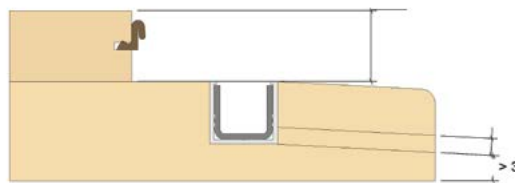
Architectural details

Wood sill options

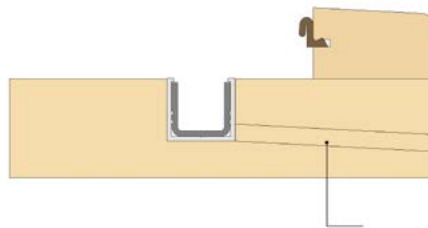
Flat sill
internal applications



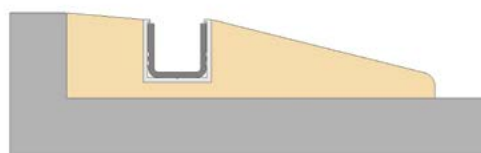
Weatherproof sill
Outward opening



Weatherproof sill
Inward opening



Typical arrangement
for garage doors



System selection

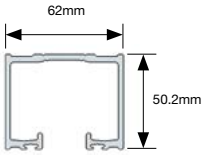
E3 is specified with 6 separate groups:

- 1 top track
- 2 concealed sill or channel
- 3 hardware
- 4 weathersealing
- 5 dropbolts or twinpoint locks
- 6 accessories

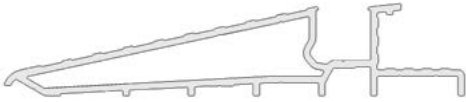

Components are required from all 5 groups to build an E3 folding door system.

Track

Track lengths up to 5.7m. Cut to length on application.

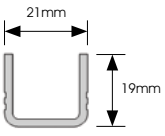
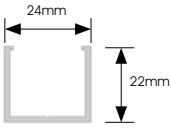
Part	Track	Product code	Description
	Aluminium track, machined	E3TAM24N	2330mm, natural anodised
		E3TAM30N	3000mm, natural anodised
		E3TAM4N	4000mm, natural anodised
		E3TAM42N	4130mm, natural anodised
		E3TAM6N	6000mm, natural anodised
		E3TAM30G	3000mm, gold anodised
		E3TAM4G	4000mm, gold anodised
		E3TAM6G	6000mm, gold anodised
		E3TAM4R	4000mm, bronze anodised
		E3TAM6R	6000mm, bronze anodised

Outward concealed sill



Part	Product code	Description
	E3CDSM36N	3600mm, natural anodised
	E3CDSM42N	4200mm, natural anodised
	E3CDSM57N	5700mm, natural anodised
	E3CDSM36R	3600mm, bronze anodised
	E3CDSM42R	4200mm, bronze anodised
	E3CDSM57R	5700mm, bronze anodised
	E3CDSECL	Sill end cap, left
	E3CDSECR	Sill end cap, right

System selection

Channel




Part	Channel	Product code	Description
	Concealed channel 21mm, poly channel	E22FCP24	2394mm, black
		E22FCP30	2994mm, black
		E22FCP36	3594mm, black
		E22FCP4	4090mm, black
		E22FCP42	4194mm, black
		E22FCP6	6090mm, black
	Concealed channel 24mm, retainer	E22FCR24N	2400mm, natural anodised
		E22FCR36N	3600mm, natural anodised
		E22FCR3N	3000mm, natural anodised
		E22FCR4N	4000mm, natural anodised
		E22FCR6N	6000mm, natural anodised
		E22FCR4G	4000mm, gold anodised
		E22FCR6G	6000mm, gold anodised
		E22FCR4R	4000mm, bronze anodised
		E22FCR6R	6000mm, bronze anodised

Concealed pivot set

Parts	Parts on panels	Product code	Description
		E3CPSTS	Stainless steel
		E3CPSTSP	Polished stainless steel
		E3CPSTOL	PVD bronze
		E3CPSTTG	PVD brass





Wall pivot

Wall pivots are mandatory on door panels over 2150mm. Wall pivots are strongly recommended on all door panels in wet or humid climates, exposed locations, inward opening applications and unstable timber doors. A second/ or third pivot can be used on door panels over 2250mm/ 3000mm to match the additional row of hinges.

Parts	Parts on panels	Product code	Description
	<p>a)</p> 	E3WPSTS	Stainless steel
		E3WPSTSP	Polished stainless steel
		E3WPSTTG	PVD brass
	<p>b)</p> 		

System selection



Concealed intermediate carrier set

Parts	Parts on panels	Product code	Description
a) 	a) 	E3CICSTS E3CICSTSP E3CICSTOL E3CICSTTG	Stainless steel Polished stainless steel PVD bronze PVD brass
b) 	b) 	E3HNHTS E3HNHTSP E3HNHTOL E3HNHTTG	Stainless steel Polished stainless steel PVD bronze PVD brass



a) Intermediate carrier set with concealed bottom guide

b) One extra hinge required for doors over 2250mm high. Two extra hinges for doors over 3000mm high.

Concealed right carrier set





Parts	Parts on panels	Product code	Description
		E3CRCSTS E3CRCSTSP E3CRCSTOL E3CRCSTTG	Stainless steel Polished stainless steel PVD bronze PVD brass

Concealed left carrier set



Parts	Parts on panels	Product code	Description
		E3CLCSTS E3CLCSTSP E3CLCSTOL E3CLCSTTG	Stainless steel Polished stainless steel PVD bronze PVD brass

System selection

Half offset hinge sets

Parts	Parts on panels	Product code	Description
<p>For outward opening doors a) with handle</p> 		<p>E3HHSTS E3HHSTSP E3HHSTOL E3HHSTTG</p>	<p>Stainless steel Polished stainless steel PVD bronze PVD Brass</p>
<p>For inward opening doors b) without handle</p> 		<p>E3HHNHSTS E3HHNHSTSP E3HHNHSTOL E3HHNHSTTG</p>	<p>Stainless steel Polished stainless steel PVD bronze PVD Brass</p>



Single half offset hinge

Parts	Parts on panels	Product code	Description
<p>For outward opening doors a) with handle</p> 		<p>E3HHTS E3HHTSP E3HHTOL E3HHTTG</p>	<p>Stainless steel Polished stainless steel PVD bronze PVD Brass</p>
<p>For inward opening doors b) without handle</p> 		<p>E3HHNHTS E3HHNHTSP E3HHNHTOL E3HHNHTTG</p>	<p>Stainless steel Polished stainless steel PVD bronze PVD Brass</p>



One extra hinge required for doors over 2250mm high. Two extra hinges for doors over 3000mm high.

System selection

Straight hinge sets

Parts	Parts on panels	Product code	Description
<p>For outward opening doors a) with handle</p> 		<p>E3HSTS E3HSTSP E3HSTOL E3HSTTG</p>	<p>Brushed stainless steel Polished stainless steel PVD bronze PVD brass</p>
<p>For inward opening doors b) without handle</p> 		<p>E3HNHSTS E3HNHSTSP E3HNHSTOL E3HNHSTTG</p>	<p>Stainless steel Polished stainless steel PVD bronze PVD Brass</p>





Single straight hinges

Parts	Parts on panels	Product code	Description
<p>For outward opening doors a) with handle</p> 		<p>E3HTS E3HTSP E3HTOL E3HTTG</p>	<p>Stainless steel Polished stainless steel PVD bronze PVD Brass</p>
<p>For inward opening doors b) without handle</p> 		<p>E3HNHTS E3HNHTSP E3HNHTOL E3HNHTTG</p>	<p>Stainless steel Polished stainless steel PVD bronze PVD Brass</p>

One extra hinge required for doors over 2250mm high. Two extra hinges for doors over 3000mm high.

System selection





Weatherseal

Part	Product code	Description
Perimeter 	AQ21B AQ21L AQ21W	Flip seal, brown Flip seal, black Flip seal, white
Panel to Panel 	AQ63B AQ63L AQ63W	Block seal, brown Block seal, black Block seal, white
Access panel 	AQ109B AQ109L AQ109W	Wedge seal, brown Wedge seal, black Wedge seal, white
Head 	QEZ345L QEZ345W	Head seal, black Head seal, white

System selection



Accessories

Handles


Parts	Parts on panels	Product code	Description
Internal pull handle a) face mounted 		DF1IPHS	Stainless steel
		DF1IPHOL	PVD bronze
For inward opening doors b) edge mounted 		E3EHTS	Stainless steel
		E3EHTSP	Polished stainless steel
		E3EHTOL	PVD Bronze
		E3EHTTG	PVD Brass

Commonly used on inward opening door sets

Magnets

Parts	Product code	Description
	EWMP	Magnet pack for intermediate panels, pair
	DCAS	Stainless steel
	DCASP	Polished stainless steel
	DCAOL	PVD Bronze
	DCATG	PVD brass
	DCAPC9016M	RAL9016 matt white
	DCAPC9005M	RAL9005 matt black

Drill jig

Parts	Product code	Description
	PKE3DJ	E3 drill jig

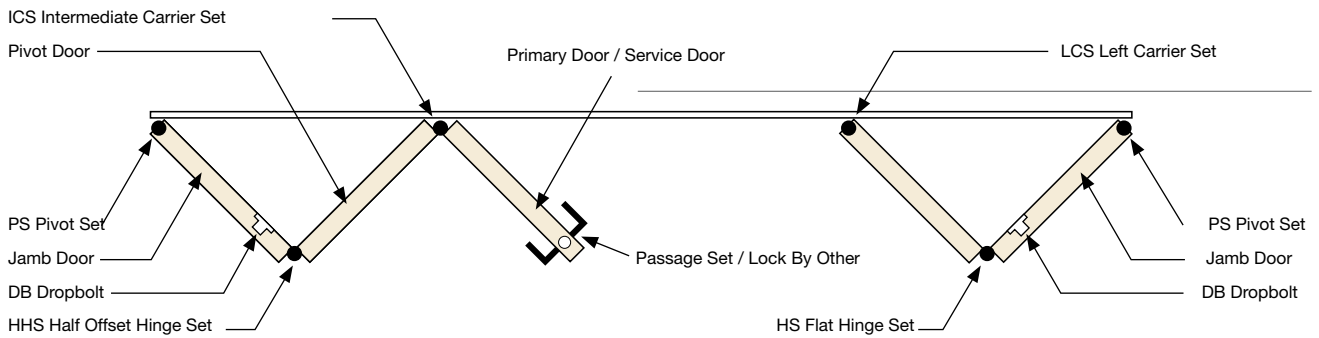
Common panel layouts

Hardware legend	
PS pivot set	RCS right carrier set
WPS wall pivot set	HHS half offset hinge set
ICS intermediate carrier set	HS hinge set (straight)
LCS left carrier set	DB dropbolt
IPH internal pull handle	EH external handle

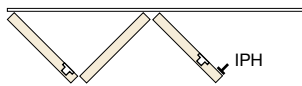
Legend	
Passage set / Lock by other	
Dropbolts top and bottom	

> Note: Wall Pivot Set recommended for doors over 2250mm in height.

Hardware application (3L, 3R)



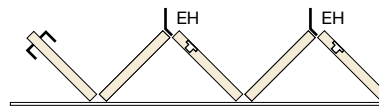
Outward application handle option



Use one interior pull handle on exit door (outswing system) where passage set / lock not required. Use dropbolts top and bottom to lock door from the inside only.

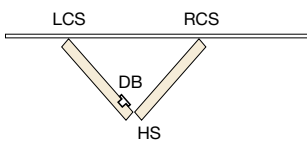
> Note Exit door not accessible from exterior in this application.

Inward application exterior handle option

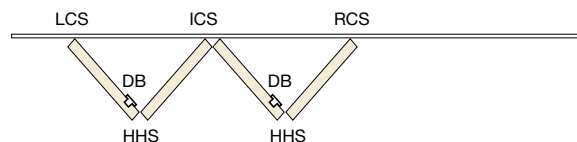


Use one exterior handle on each pair of doors (inswing system) to pull open doors

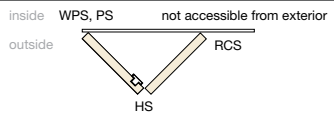
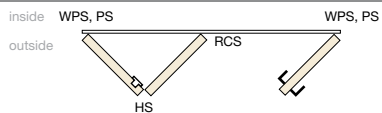
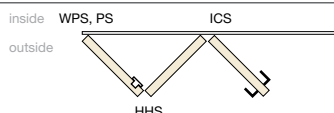
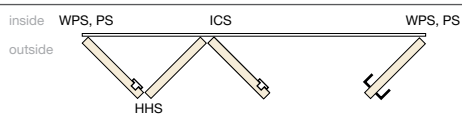
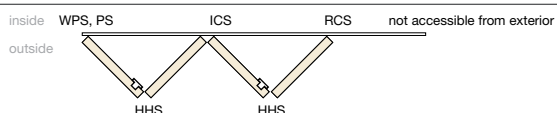
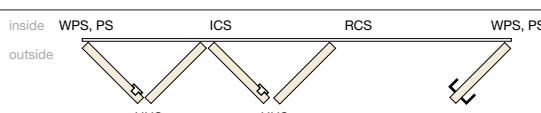
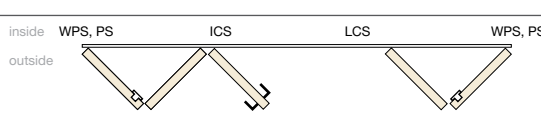
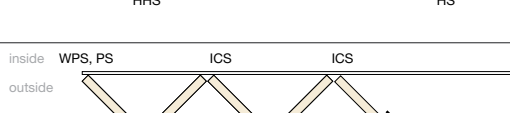
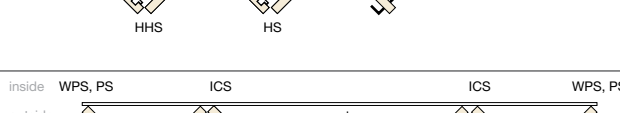
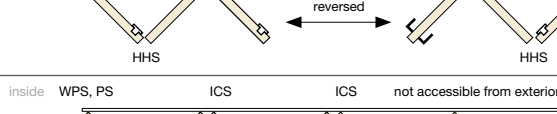
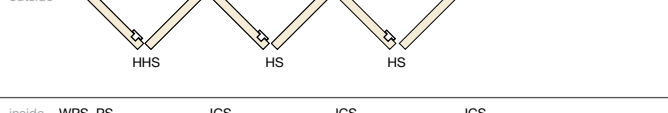
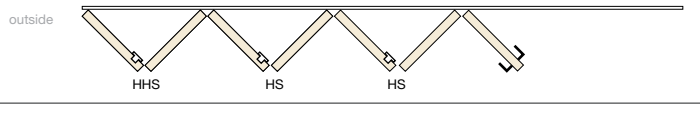
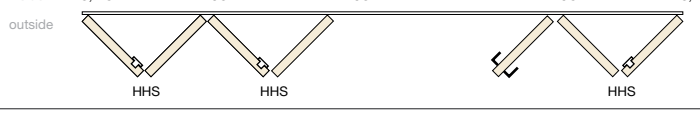
Two floating door



Four floating door



Common panel layouts

Code	Opening configuration	Hardware
2L	inside WPS, PS not accessible from exterior outside 	1 x pivot set 1 x wall pivot set 1 x right carrier set 1 x hinge set 2 x dropbolt
2L1R	inside WPS, PS WPS, PS outside 	2 x pivot set 2 x wall pivot set 1 x right carrier set 1 x hinge set 2 x dropbolt
3L	inside WPS, PS ICS outside 	1 x pivot set 1 x wall pivot set 1 x intermediate carrier set 1 x half offset hinge set 2 x dropbolt
3L1R	inside WPS, PS ICS WPS, PS outside 	2 x pivot set 2 x wall pivot set 1 x intermediate carrier set 1 x half offset hinge set 4 x dropbolt
4L	inside WPS, PS ICS RCS not accessible from exterior outside 	1 x pivot set 1 x wall pivot set 1 x intermediate carrier set 1 x right carrier set 2 x half offset hinge set 4 x dropbolt
4L1R	inside WPS, PS ICS RCS WPS, PS outside 	2 x pivot set 2 x wall pivot set 1 x intermediate carrier set 1 x right carrier set 2 x half offset hinge set 4 x dropbolt
3L2R	inside WPS, PS ICS LCS WPS, PS outside 	2 x pivot set 2 x wall pivot set 1 x intermediate carrier set 1 x left carrier set 1 x hinge set 1 x half offset hinge set 4 x dropbolt
5L	inside WPS, PS ICS ICS outside 	1 x pivot set 1 x wall pivot set 2 x intermediate carrier set 1 x hinge set 1 x half offset hinge set 4 x dropbolt
3L3R	inside WPS, PS ICS ICS WPS, PS outside 	2 x pivot set 2 x wall pivot set 2 x intermediate carrier set 2 x half offset hinge set 6 x dropbolt
6L	inside WPS, PS ICS ICS not accessible from exterior outside 	1 x pivot set 1 x wall pivot set 2 x intermediate carrier set 1 x right carrier set 1 x hinge set 2 x half offset hinge set 6 x dropbolt
7L	inside WPS, PS ICS ICS ICS outside 	1 x pivot set 1 x wall pivot set 3 x intermediate carrier set 2 x hinge set 1 x half offset hinge set 6 x dropbolt
4L3R	inside WPS, PS ICS RCS ICS WPS, PS outside 	2 x pivot set 2 x wall pivot set 2 x intermediate carrier set 1 x right carrier set 3 x half offset hinge set 6 x dropbolt
5L2R	inside WPS, PS ICS ICS LCS WPS, PS outside 	2 x pivot set 2 x wall pivot set 2 x intermediate carrier set 1 x left carrier set 2 x hinge set 1 x half offset hinge set 6 x dropbolt

Common panel layouts

Code	Outward opening configuration	Hardware
2R	<p>inside PS, WPS</p> <p>outside LCS HS</p>	<ul style="list-style-type: none"> 1 x pivot set 1 x wall pivot set 1 x left carrier set 1 x hinge set 2 x dropbolt
1L2R	<p>inside WPS, PS</p> <p>outside LCS HS</p>	<ul style="list-style-type: none"> 2 x pivot set 2 x wall pivot set 1 x left carrier set 1 x hinge set 2 x dropbolt
3R	<p>inside ICS</p> <p>outside WPS, PS HHS</p>	<ul style="list-style-type: none"> 1 x pivot set 1 x wall pivot set 1 x intermediate carrier set 1 x half offset hinge set 2 x dropbolt
1L3R	<p>inside WPS, PS</p> <p>outside ICS WPS, PS HHS</p>	<ul style="list-style-type: none"> 2 x pivot set 2 x wall pivot set 1 x intermediate carrier set 1 x half offset hinge set 4 x dropbolt
2L2R	<p>inside WPS, PS</p> <p>outside RCS LCS WPS, PS HS</p>	<ul style="list-style-type: none"> 2 x pivot set 2 x wall pivot set 1 x right carrier set 1 x left carrier set 2 x hinge set 4 x dropbolt
1L4R	<p>inside WPS, PS</p> <p>outside LCS ICS WPS, PS HHS</p>	<ul style="list-style-type: none"> 2 x pivot set 2 x wall pivot set 1 x intermediate carrier set 1 x left carrier set 2 x half offset hinge set 4 x dropbolt
4R	<p>inside LCS</p> <p>outside ICS WPS, PS HHS</p>	<ul style="list-style-type: none"> 1 x pivot set 1 x wall pivot set 1 x intermediate carrier set 1 x left carrier set 2 x half offset hinge set 4 x dropbolt
2L3R	<p>inside WPS, PS</p> <p>outside RCS ICS WPS, PS HS</p>	<ul style="list-style-type: none"> 2 x pivot set 2 x wall pivot set 1 x intermediate carrier set 1 x right carrier set 1 x hinge set 1 x half offset hinge set 4 x dropbolt
5R	<p>inside ICS</p> <p>outside ICS WPS, PS HS</p>	<ul style="list-style-type: none"> 1 x pivot set 1 x wall pivot set 2 x intermediate carrier set 1 x hinge set 1 x half offset hinge set 4 x dropbolt
1L5R	<p>inside WPS, PS</p> <p>outside ICS ICS WPS, PS HS</p>	<ul style="list-style-type: none"> 2 x pivot set 2 x wall pivot set 2 x intermediate carrier set 1 x hinge set 1 x half offset hinge set 6 x dropbolt
3L4R	<p>inside WPS, PS</p> <p>outside ICS LCS ICS WPS, PS HHS</p>	<ul style="list-style-type: none"> 2 x pivot set 2 x wall pivot set 2 x intermediate carrier set 1 x left carrier set 3 x half offset hinge set 6 x dropbolt
7R	<p>inside ICS</p> <p>outside ICS ICS WPS, PS HS</p>	<ul style="list-style-type: none"> 1 x pivot set 1 x wall pivot set 3 x intermediate carrier set 2 x hinge set 1 x half offset hinge set 6 x dropbolt
2L5R	<p>inside WPS, PS</p> <p>outside RCS ICS ICS WPS, PS HS</p>	<ul style="list-style-type: none"> 2 x pivot set 2 x wall pivot set 2 x intermediate carrier set 1 x right carrier set 2 x hinge set 1 x half offset hinge set 6 x dropbolt

While every effort has been made to ensure the accuracy of the information in this publication, Centor assume no responsibility for errors or omissions or any consequences of reliance solely on this publication.

Centor Europe Ltd

Unit 6 Elmdon Trading Estate
Bickenhill Lane
Birmingham
B37 7HE
t +44 (0)121 701 2500
mail.uk@centor.com
www.centor.com

centor®