


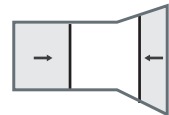


## S4 frame specifications

| Fabric type              | Overall frame width <sup>1</sup>  |  |  |   | Overall frame height | Install location |         |
|--------------------------|---|--|--|---|----------------------|------------------|---------|
|                          | Single<br><br>A single screen or shade that extends from one side of the frame and covers the full width of the opening. | Combo<br><br>A combination of two fabric types, with one housed in each side of the frame, such as a screen from the left and a shade from the right. | Double <sup>2</sup><br><br>Two screens or shades (in the same fabric option), which meet at any point along the opening. | Corner<br><br>Two screens or shades (in the same fabric option) meet at a 90-degree angle opening. This option allows for no corner posts to interrupt the view. |                      | Inside           | Outside |
| Standard weave mesh      | 1015 - 4611mm   | 1015 - 4676mm  | 1015 - 9013mm  | 1015 - 4592mm   | 815 - 3200mm         | ✓                | ✓       |
| Tight weave mesh         | 1015 - 4611mm   | 1015 - 4676mm  | 1015 - 9013mm  | 1015 - 4592mm   | 815 - 3200mm         | ✓                | ✓       |
| Boston, blackout         | 1015 - 3377mm   | 1015 - 3442mm  | 1015 - 6545mm  | 1015 - 3358mm   | 815 - 3002mm         | ✓                |         |
| Boston, light-filtering  | 1015 - 3577mm   | 1015 - 3642mm  | 1015 - 6945mm  | 1015 - 3558mm   | 815 - 3002mm         | ✓                |         |
| Tuscany, blackout        | 1015 - 3377mm   | 1015 - 3442mm  | 1015 - 6545mm  | 1015 - 3358mm   | 815 - 3002mm         | ✓                |         |
| Tuscany, light-filtering | 1015 - 4011mm   | 1015 - 4076mm  | 1015 - 7813mm  | 1015 - 3992mm   | 815 - 3002mm         | ✓                |         |
| Mercury, blackout        | 1015 - 4011mm   | 1015 - 4076mm  | 1015 - 7813mm  | 1015 - 3992mm   | 815 - 3002mm         | ✓                |         |
| Mercury, light-filtering | 1015 - 4611mm   | 1015 - 4676mm  | 1015 - 9013mm  | 1015 - 4592mm   | 815 - 3002mm         | ✓                |         |
| Sun-filter               | 1015 - 3377mm   | 1015 - 3442mm  | 1015 - 6545mm  | 1015 - 3358mm   | 815 - 3200mm         | ✓                | ✓       |

<sup>1</sup> Fabric widths are established by fabric thickness. Variations in fabric thickness may mean the maximum width can not be achieved. In these cases we offer an alternative color or fabric type or an extended lead time to allow fabric to be resupplied from the mill.

<sup>2</sup> All screens over 5910mm will require frame joiners to the head and sill.