


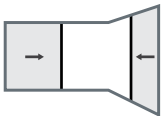


S4 frame specifications

Fabric type	Overall frame width ¹				Overall frame height	Install location	
	Single	Combination	Double ²	Corner		Inside	Outside
	 <p>A single screen or shade that extends from one side of the frame and covers the full width of the opening.</p>	 <p>A combination of two fabric types, with one housed in each side of the frame, such as a screen from the left and a shade from the right.</p>	 <p>Two screens or shades (in the same fabric option), which meet at any point along the opening.</p>	 <p>Two screens or shades (in the same fabric option) meet at a 90-degree angle opening. This option allows for no corner posts to interrupt your view.</p>			
Standard weave mesh	1015 – 4611mm (40" – 181 1/2")	–	1015 – 9013mm (40" – 354 5/8")	1015 – 4593mm (40" – 180 3/4")	815 – 3200mm (32 1/8" – 126")	✓	✓
Tight weave mesh	1015 – 4011mm (40" – 157 7/8")	–	1015 – 7813mm (40" – 307 5/8")	1015 – 3993mm (40" – 157 1/4")	815 – 3200mm (32 1/8" – 126")	✓	✓
Air weave mesh ³	1015 – 4697mm (40" – 184 7/8")	–	1015 – 9185mm (40" – 361 5/8")	1015 – 4679mm (40" – 184 1/4")	815 – 3200mm (32 1/8" – 126")	✓	✓
Boston, blackout	1015 – 3377mm (40" – 133")	1015 – 3442mm (40" – 135 1/2")	1015 – 6545mm (40" – 257 5/8")	1015 – 3359mm (40" – 132 1/4")	815 – 3002mm (32 1/8" – 118 1/4")	✓	
Boston, light-filtering	1015 – 3577mm (40" – 140 7/8")	1015 – 3642mm (40" – 143 3/8")	1015 – 6945mm (40" – 273 3/8")	1015 – 3559mm (40" – 140 1/8")	815 – 3002mm (32 1/8" – 118 1/4")	✓	
Tuscany, blackout	1015 – 3377mm (40" – 133")	1015 – 3442mm (40" – 135 1/2")	1015 – 6545mm (40" – 257 5/8")	1015 – 3359mm (40" – 132 1/4")	815 – 3002mm (32 1/8" – 118 1/4")	✓	
Tuscany, light-filtering	1015 – 4011mm (40" – 157 7/8")	1015 – 4076mm (40" – 160 1/2")	1015 – 7813mm (40" – 307 5/8")	1015 – 3993mm (40" – 157 1/4")	815 – 3002mm (32 1/8" – 118 1/4")	✓	
Sun-filter	1015 – 3377mm (40" – 133")	1015 – 3442mm (40" – 135 1/2")	1015 – 6545mm (40" – 257 5/8")	1015 – 3359mm (40" – 132 1/4")	815 – 3200mm (32 1/8" – 126")		✓

¹ Fabric widths are established by fabric thickness. Variations in fabric thickness may mean the maximum width can not be achieved. In these cases we offer an alternative colour or fabric type or an extended lead time to allow fabric to be resupplied from the mill.

² All screens over 5910mm (232 5/8") with require frame joiners to the head and sill.

³ Air weave mesh is coming soon. Please discuss availability with your Centor Representative.