

S4 Corner System





Open more of your home to the outside with the Centor S4 Corner System. Operating with just a fingertip, Centor's unique load balancing technology allows screens and blinds to glide smoothly across the whole door opening to effortlessly stop at any desired position. When not in use, the screen or blind retracts discreetly into the frame removing visual distractions to the view outside whilst also protecting it from damage, dust or dirt. This is especially important for a seasonally used product.

S4 Corner features

- Pair with new or existing post-less doors or windows.
- Operates from any height with one hand so the youngest of family members can operate the screen.
- Screen and shade fabrics are held securely in place by top and bottom tabs, preventing screen blow-out – even in a breeze.
- The screen and shade are fully retained within the frame on all sides to allow total control of insects, sunlight and privacy.
- Can be mounted on the inside or outside – drainage holes are added to the sill for externally mounted systems.
- Sill cover is quick and easy to remove to make cleaning trouble free.
- Backed by a 5-year limited warranty.

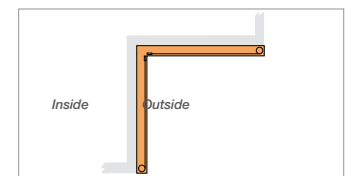
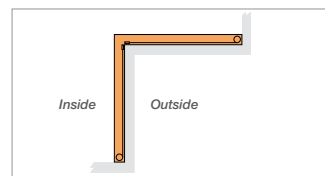
Configuration

The S4 Corner complements large post-less sliding and folding doors. Two screens or shades (in the same fabric option) meet at a 90-degree angle opening.

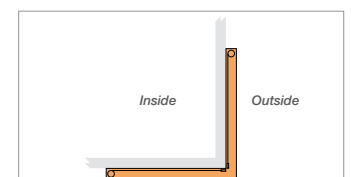
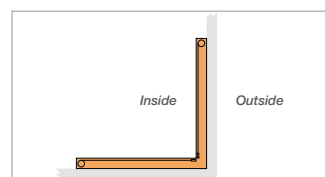


It can be fitted to the inside or outside of any internal or external corner opening so you can maximize inside-outside living to its full potential.

Internal corner opening



External corner opening



Frame size

Suited for larger doors, each side of the opening is capable of spanning up to 4679mm (184 ¼") wide and 3200mm (126") high.¹

Fabric type	Overall frame width (mm)	Overall frame height (mm)	Install location	
			Inside	Outside
Standard weave mesh	1015 – 4593mm (40" – 180 ¾")	815 – 3200mm (32 ⅛" – 126")	✓	✓
Tight weave mesh	1015 – 3993mm (40" – 157 ¼")	815 – 3200mm (32 ⅛" – 126")	✓	✓
Air weave mesh ²	1015 – 4679mm (40" – 184 ¼")	815 – 3200mm (32 ⅛" – 126")	✓	✓
Boston, blackout	1015 – 3359mm (40" – 132 ¼")	815 – 3002mm (32 ⅛" – 118 ¼")	✓	
Boston, light-filtering	1015 – 3559mm (40" – 140 ⅞")	815 – 3002mm (32 ⅛" – 118 ¼")	✓	
Tuscany, blackout	1015 – 3359mm (40" – 132 ¼")	815 – 3002mm (32 ⅛" – 118 ¼")	✓	
Tuscany, light-filtering	1015 – 3993mm (40" – 157 ¼")	815 – 3002mm (32 ⅛" – 118 ¼")	✓	
Mercury, blackout	1015 – 3993mm (40" – 157 ¼")	815 – 3002mm (32 ⅛" – 118 ¼")	✓	
Mercury, light-filtering	1015 – 4593mm (40" – 180 ¾")	815 – 3002mm (32 ⅛" – 118 ¼")	✓	
Sun-filter	1015 – 3359mm (40" – 132 ¼")	815 – 3200mm (32 ⅛" – 126")		✓

¹ Fabric widths are established by fabric thickness. Variations in fabric thickness may mean the maximum width can not be achieved. In these cases we offer an alternative color or fabric type or an extended lead time to allow fabric to be resupplied from the mill.

² Air weave mesh is available soon. Please discuss availability with your Centor Representative.


Aluminum frame

S4 Corner is constructed from durable aluminum. Select from one of our standard colors below or by specifying your own custom color to match existing doors and windows.



Insect screens


Screen mesh is available in three different weave styles with no pleats or sliding panels to detract from the view:



Air weave – coming in 2020

New, state-of-the-art mesh which improves airflow and visibility by 30% when compared to our standard weave mesh.


Openness: 58%



Standard weave

Keeps insects like moths, flies and mosquitoes outside, while standing the test of time with a durable polyester/PVC mesh construction.

Openness: 46%



Tight weave

Made from the same durable material as our standard weave but features a smaller aperture to protect homeowners against tiny insects like midges.

Openness: 37%

Shades


Interior shades

Luxury shade fabrics available in exterior, light-filtering and blackout with a choice of stylish patterns and a range of colors to suit every home.

Boston



Tuscany



Mercury



Exterior shades

Sun-filtering fabric that is designed for outdoor use. The exterior shade is perfect for systems that are specified to be used on the outside of the opening.

Sun-filter

